









INNO TAPE

**INSTRUCTION
FLOOR MARKINGS**

COLOURS AND MEANING

COLOUR		MEANING
Yellow		Footpath
Yellow/Black		Loading area / explosion protection area / area around switch cabinets / warning notices Danger of falling, impact and tripping
Red		Danger zone
Red/White		Fire extinguishers / fire protection equipment
Blue		Ingoing material
Green		Outgoing material

SPECIAL FEATURES



- Areas marked in yellow/black are generally loading areas / explosion protection areas / areas around switch cabinets, which must be kept clear in all cases
- Storage of fire loads or general storage of objects in this area is not permitted
- This marking is also used to indicate the risk of falling, impact and tripping

Ladestation

Sicherheitsvorschriften



Sicherheitsabstände einhalten:

Abstand der Batterien zum Ladegerät:	1,0 m
Abstand der Batterien zu Funken bildenden Geräten:	1,0 m
Abstand der Batterien zu Schaltern, Steckdosen u.Ä.:	0,5 m
Abstand zu brennbaren Materialien:	2,5 m
Abstand zu feuer- und explosionsgefährdeten Bereichen: (z.B. Lackierstände, Lackierbereiche)	5,0 m

SPECIAL FEATURES



- Areas marked in red indicate a potential danger zone
- For example, there is this danger zone at the Böllhoff system, as there is a danger here due to the movement radius of the robot arm
- Access to these areas is only permitted for instructed and authorised personnel

